













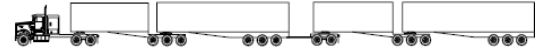



# AXLE MASS LIMITS IN QUEENSLAND COMPARISON TABLE

Vehicle Type	MAXIMUM LENGTH (metres)	AXLE MASS (tonnes)	STEER (tonnes)	SINGLE (tonnes)	TANDEM (tonnes)	TRIAxLE (tonnes)	ALLOWABLE GCM (tonnes)
<b>2 Axle Rigid Truck</b> 	12.5 m	Regulation	6	9	-	-	15
		NHVAS (CML)	6.25	9.5	-	-	15.75
		HML not permitted	-	-	-	-	-
<b>3 Axle Rigid Truck</b> 	12.5 m	Regulation	6	-	16.5	-	22.5
		NHVAS (CML)	6.25	-	17	-	23.25
		HML	6	-	17	-	23
<b>4 Axle Twin Steer Rigid Truck</b> 	12.5 m	Regulation					
		(non-load sharing)	10	-	16.5	-	26.5
		(load sharing)	11	-	16.5	-	27.5
		NHVAS (CML)					
		(non-load sharing)	10	-	17	-	27
		(load sharing)	12	-	17	-	28.5
		HML					
		(non-load sharing)	10	-	17	-	27
(load sharing)	11	-	17	-	28		

Vehicle Type	MAXIMUM LENGTH (metres)	AXLE MASS (tonnes)	STEER (tonnes)	SINGLE (tonnes)	TANDEM (tonnes)	TRIAxLE (tonnes)	ALLOWABLE GCM (tonnes)
<b>2 Axle Rigid Truck &amp; 2 Axle Dog Trailer</b>  * The mass of a dog trailer shall not exceed the mass of the motor truck towing it at any time.	19 m	Regulation	6	9	-	-	30
		NHVAS (CML) not permitted	-	-	-	-	-
		HML not permitted	-	-	-	-	-
<b>3 Axle Rigid Truck &amp; 3 Axle Dog Trailer</b>  * For greater mass see Form 18 (includes 4 axle dog trailer)	19 m	Regulation	6	-	16.5	-	42.5
		NHVAS (CML)	6.25	-	17	-	43.5
		HML not permitted	-	-	-	-	-
<b>Three Axle Semitrailer</b> 	19 m	Regulation	6	9	-	-	24
		NHVAS (CML)	6.25	9.5	-	-	25
		HML not permitted	-	-	-	-	-
<b>Five Axle Semitrailer</b> 	19 m	Regulation	6	-	16.5	-	39
		NHVAS (CML)	6.25	-	17	-	40
		HML	6	-	17	-	40
<b>Six Axle Semitrailer</b> 	19 m	Regulation	6	-	16.5	20	42.5
		NHVAS (CML)	6.25	-	17	21	43.5
		HML	6	-	17	22.5	45.5

Vehicle Type	MAXIMUM LENGTH (metres)	AXLE MASS (tonnes)	STEER (tonnes)	SINGLE (tonnes)	TANDEM (tonnes)	TRIAxLE (tonnes)	ALLOWABLE GCM (tonnes)
<b>Seven Axle B-double</b> 	19 m	Regulation	6	-	16.5	-	50.0 General Access
			6	-	16.5	-	55.5 B-double Routes
		NHVAS (CML)	6.25	-	17	-	57.25
		HML	6	-	17	-	57
<b>Eight Axle B-double</b> 	25 m	Regulation	6	-	16.5	20	59
		NHVAS (CML)	6.25	-	17	21	61
		HML	6	-	17	22.5	62.5
<b>Nine Axle B-double</b> 	25 m	Regulation	6	-	16.5	20	62.5
		NHVAS (CML)	6.25	-	17	21	64.5
		HML	6	-	17	22.5	68
<b>B-triple</b> 	36.5 m	Regulation	6	-	16.5	20	82.5
		NHVAS (CML)	6.25	-	17	21	84.5
		HML	6.7	-	17	22.5	91.2
<b>Type 1 Road Train</b> 	36.5 m	Regulation	6	-	16.5	20	79
		NHVAS (CML)	6.25	-	17	21	81
		HML	6.7	-	17	22.5	85.7

Vehicle Type	MAXIMUM LENGTH (metres)	AXLE MASS (tonnes)	STEER (tonnes)	SINGLE (tonnes)	TANDEM (tonnes)	TRIAxLE (tonnes)	ALLOWABLE GCM (tonnes)
<b>Type 2 Road Train</b> 	53.5 m	Regulation	6	-	16.5	20	115.5
		NHVAS (CML)	6.25	-	17	21	118.5
		HML	6.7	-	17	22.5	125.2
<b>BAB-Quad</b> 	53.5 m	Regulation	6	-	16.5	20	119
		NHVAS (CML)	6.25	-	17	21	122
		HML	6.7	-	17	22.5	130.7
<b>ABB-Quad</b> 	53.5 m	Regulation	6	-	16.5	20	119
		NHVAS (CML)	6.25	-	17	21	122
		HML	6.7	-	17	22.5	130.7

NHVAS – National Heavy Vehicle Accreditation Scheme

CML – Concessional Mass Limits

HML – Higher Mass Limits

**NOTE – These masses are a guide and may change. They are only a reference to Queensland legislation and should not be taken to override the legislation.**

**– Every effort has been made to alleviate mistakes, if in doubt contact Road System Operations – Heavy Vehicle Access on telephone (07)3834 2620.**